



FACT SHEET As of 3/31/24

# PROSHARES GLOBAL LISTED PRIVATE EQUITY ETF

## Fund objective

ProShares Global Listed Private Equity ETF seeks investment results, before fees and expenses, that track the performance of the LPX<sup>®</sup> Direct Listed Private Equity Index.

## Fund details

Inception Date	2/26/13
Trading Symbol	PEX
Intraday Symbol	PEX.IV
Bloomberg Index	LPXDITU
Symbol	
CUSIP	74348A533
Exchange	Cboe BZX
Net Assets	\$9.69 million

## Annual operating expenses<sup>1</sup>

Investment Advisory Fees	0.50%
Other Expenses	1.37%
Acquired Fund Fees and Expenses	2.18%
Gross Expense Ratio	4.14%
Fee Waiver/Reimbursement	1.27%
Net Expense Ratio	2.79%
Net Expense Ratio excluding Acquired Fund Fees and Expenses	0.60%
Distribution Schedule	Quarterly

## Characteristics<sup>1</sup>

Number of Companies	30
Average Market Cap	\$3.58 billion
30-Day SEC Yield	5.66%
30-Day SEC Yield (unsubsidized)	3.94%

## About the fund

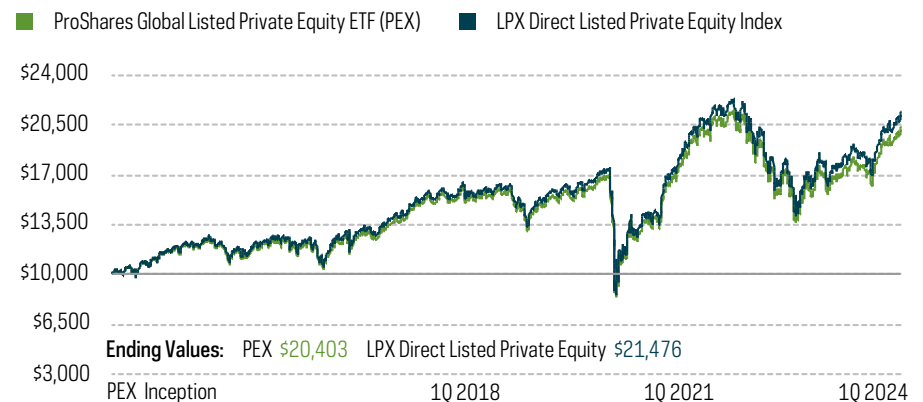
ProShares Global Listed Private Equity ETF (PEX) is a globally diversified ETF holding only companies whose primary business is direct investments in private enterprises.

## Fund performance and index history<sup>2</sup>

	1Q 2024	Year to Date	1-Year	5-Year	10-Year	Fund Inception
ProShares Global Listed Private Equity ETF NAV Total Return	5.77%	5.77%	23.66%	6.61%	5.37%	6.64%
ProShares Global Listed Private Equity ETF Market Price Total Return	6.36%	6.36%	24.55%	6.67%	5.42%	6.69%
LPX Direct Listed Private Equity Index	6.05%	6.05%	24.53%	7.18%	5.79%	7.14%

Periods greater than one year are annualized.

## Growth of \$10,000 since inception<sup>3</sup>



See reverse for additional information about the fund.

The performance quoted represents past performance and does not guarantee future results. Investment return and principal value of an investment will fluctuate so that an investor's shares, when sold or redeemed, may be worth more or less than the original cost. Current performance may be lower or higher than the performance quoted. Performance data current to the most recent month-end may be obtained by calling 866.776.5125 or visiting ProShares.com. Index performance does not reflect any management fees, transaction costs or expenses. Indexes are unmanaged and one cannot invest directly in any index.

Carefully consider the investment objectives, risks, charges and expenses of ProShares before investing. This and other information can be found in their summary and full prospectuses. Read them carefully before investing. Obtain them from your financial professional or visit ProShares.com. ProShares are not suitable for all investors.

<sup>1</sup>Definitions of terms: "Investment advisory fees" are paid to the advisor to manage the fund. "Other expenses" are based on estimated amounts for the current fiscal year. "Acquired fund fees and expenses" are incurred indirectly through the fund's ownership of shares in other investment companies, such as business development companies (BDCs). They are not direct costs paid by shareholders or used to calculate net asset value ("NAV"). "Gross expense ratio" is the sum of all applicable fees and expenses. "Fee waiver/reimbursement" is the amount the advisor has agreed to waive through September 30, 2024. "Net expense ratio" is the total annual fees and expenses after waivers and reimbursements. "Average market capitalization (cap)" reflects the value of index component companies. "30-day SEC yield" is a standard yield calculation developed by the Securities and Exchange Commission that allows investors to more fairly compare funds. "30-day SEC yield (unsubsidized)" is what the 30-day SEC yield would have been without the contractual fee waiver. <sup>2</sup>Returns are based on the composite closing price and do not represent the returns you would receive if you traded shares at other times. The first trading date is typically several days after the fund inception date. Therefore, NAV is used to calculate market returns prior to the first trade date. <sup>3</sup>NAV total returns for the fund are used to calculate Growth of \$10,000. ©2024 PSA 2020-2304

## Index description

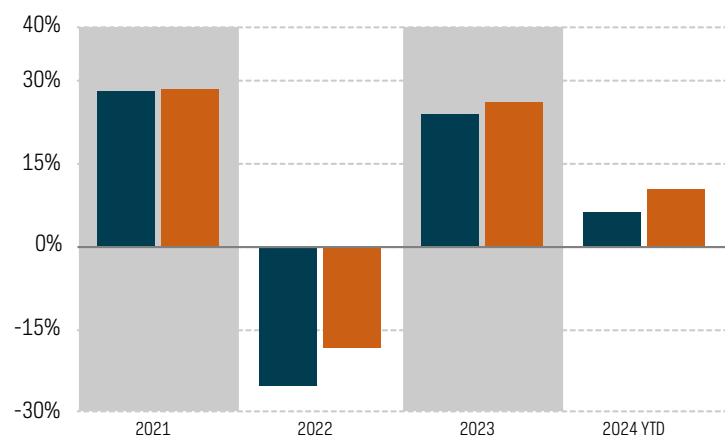
### LPX Direct Listed Private Equity Index

[lpx-group.com](http://lpx-group.com)

- Up to 30 listed private equity companies worldwide whose primary business is direct investment in private enterprises
- At least 80% of a constituent's assets must consist of equity or debt of private enterprises (or investments in affiliated unlisted private equity vehicles), as well as cash and post-IPO investments
- Excludes companies whose primary business is private equity fund management
- Reconstituted quarterly in January, April, July and October
- Inception: 1/22/13

### Yearly performance

■ LPX Direct Listed Private Equity Index ■ S&P 500



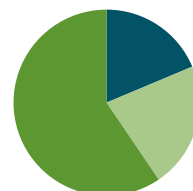
## Additional fund information<sup>5</sup>

### Top 10 fund companies

Company	Weights
3i Group plc	11.63%
Ares Capital Corp.	9.74%
FS KKR Capital Corp.	7.88%
Onex Corp.	7.40%
Main Street Capital Corp.	5.90%
Eurazeo SE	4.85%
Kinnevik AB	4.17%
Golub Capital BDC Inc.	4.17%
Wendel SE	4.11%
Hercules Capital Inc.	4.03%

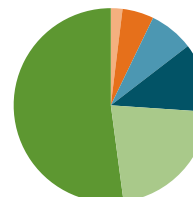
### Fund geography

Geography	Weights <sup>6</sup>
North America	59.49%
United Kingdom	21.84%
Europe	18.68%



### Fund currencies

Currency	Weights <sup>6</sup>
U.S. Dollar	52.10%
British Pound	21.83%
Euro	11.50%
Canadian Dollar	7.40%
Swedish Krona	5.23%
Swiss Franc	1.94%



## Index characteristics<sup>1,4</sup>

Number of Companies	30
Average Market Cap	\$3.58 billion
Dividend Yield	5.33%
Volatility	11.62%
Quarterly Sharpe Ratio	0.71

For more information, visit [ProShares.com](http://ProShares.com) or ask your financial professional

<sup>4</sup>Definitions of terms: "Volatility" refers to annualized standard deviation, a statistical measure that captures the variations from the mean of an index's returns and that is often used to quantify the risk of the index over a specific time period. The higher the volatility, the more an index's returns fluctuate over time. "Quarterly Sharpe ratio" characterizes how well the return of an asset compensates the investor for the risk taken. <sup>5</sup>Holdings are subject to change. <sup>6</sup>Sum of weightings may not equal 100% due to rounding.

**Investing involves risk, including the possible loss of principal.** ProShares ETFs are generally non-diversified and each entails certain risks, including imperfect benchmark correlation and market price variance, that can increase volatility and decrease performance. Investments in smaller companies typically exhibit higher volatility. International investments may also involve risk from unfavorable fluctuations in currency values, from differences in generally accepted accounting principles, and from economic or political instability. There are risks in investing in listed private equity companies (LPEs), which encompass business development companies (BDCs) and other financial institutions or vehicles whose principal business is to invest in and provide financing to privately held companies. Little public information may exist for private or thinly traded companies, and investors may not be able to make fully informed investment decisions. Private equity securities carry risks related to unclear ownership, market access and market opacity. BDCs are subject to the Investment Company Act of 1940 but are exempt from many of its regulatory constraints. The fund is subject to risks faced by BDCs to the same extent as its index is so concentrated. A significant portion of the index is composed of BDCs or other investment companies. The fund may not acquire greater than 3% of the total outstanding shares of such companies. As a result, the fund's ability to purchase certain securities in the proportions represented in the index could be inhibited. The fund may be required to use sampling techniques in these circumstances, which could increase correlation risk. For more on the fund, LPEs, BDCs, correlation and other risks, please read the prospectus. **There is no guarantee any ProShares ETF will achieve its investment objective.**

"LPX<sup>®</sup> Direct Listed Private Equity Index" and "LPX<sup>®</sup>" are registered trademarks of LPX GmbH and have been licensed for use by ProShares. ProShares have not been passed on by LPX GmbH as to their legality or suitability. ProShares based on the LPX<sup>®</sup> Direct Listed Private Equity Index are not sponsored, endorsed, sold, or promoted by LPX GmbH, and it makes no representation regarding the advisability of investing in ProShares. **THIS ENTITY AND ITS AFFILIATES MAKE NO WARRANTIES AND BEAR NO LIABILITY WITH RESPECT TO PROSHARES.** ProShares are distributed by SEI Investments Distribution Co., which is not affiliated with the fund's advisor.

The Global Industry Classification Standard ("GICS") was developed by and is the exclusive property of MSCI Inc. ("MSCI") and Standard & Poor's, a division of The McGraw-Hill Companies Inc. ("S&P"). Neither MSCI, S&P nor any third party involved in making or compiling GICS or any GICS classifications makes any express or implied warranties or representations with respect thereto (or the results to be obtained by the use thereof).

Shares of any ETF are generally bought and sold at market price (not NAV) and are not individually redeemed from the fund. Brokerage commissions will reduce returns.