



# IQQQ

Combining High Income with Nasdaq-100 Growth Potential

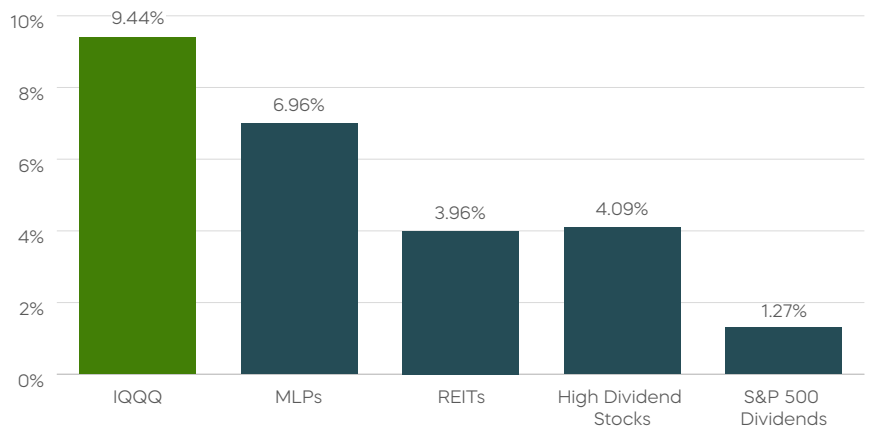
ProShares Nasdaq-100 High Income ETF (IQQQ) targets high monthly income while aiming to deliver equity market returns over the long-term.

- 1 **Targets High Income**
- 2 **Opportunity for Nasdaq-100 Upside**
- 3 **Aims to Capture Total Returns Often Missed by Traditional Covered Call Strategies**

## 1 Targets High Income

IQQQ's covered call strategy utilizes daily options to generate high income from both call premiums and dividends of the underlying holdings. IQQQ has compared favorably to other income generating asset classes.

### Since Inception, IQQQ Has Offered a Higher Distribution Rate Than Equity Income Benchmarks



Source: Morningstar, Bloomberg. IQQQ data from IQQQ's inception on 03/18/2024 through 12/20/2024. Trailing 12-month yield as of 12/31/2024 shown for other asset categories. MLPs (Master Limited Partnership): Alerian MLP Infrastructure Index; REITs (Real Estate Investment Trusts): FTSE Nareit All Equity REITs Index; High Dividend Stocks: Dow Jones U.S. Select Dividend Index; S&P 500 Dividends: S&P 500 Index.

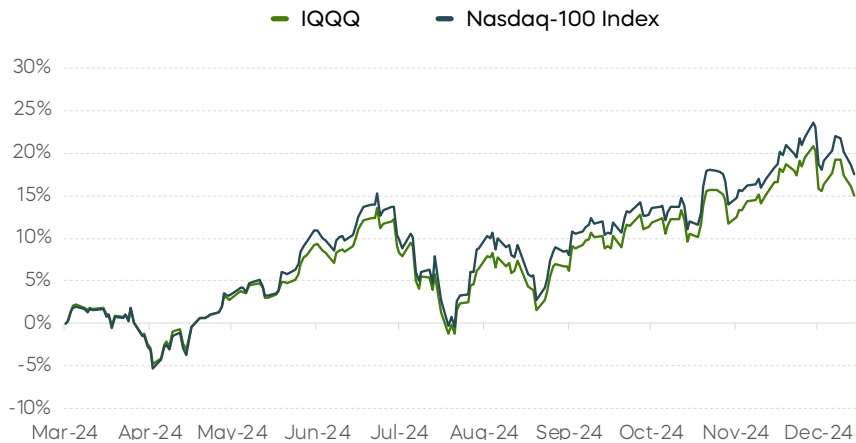
The Annualized Distribution Rate is an annualized measure of the fund's distributions since inception, expressed as a percentage of the NAV at the announcement of the most recent distribution. Distributions include return of capital which may be taxable or non-taxable. The characterization as return of capital does not impact whether the distribution is taxable. See [19a-1 notice](#) for estimated percentage of return of capital. 76% of the dividend is anticipated to be a return of capital to shareholders of record on December 23, 2024. Distributions will reduce the NAV by the amount of the distribution. Future distributions may differ significantly from the latest distribution and are not guaranteed. Actual sources of the distributions may vary at the end of the year and will be provided in a Form 1099-DIV. Index information does not reflect any management fees, transaction costs or expenses. Indexes are unmanaged, and one cannot invest directly in an index. The performance quoted represents past performance and does not guarantee future results.

2

## Opportunity for Nasdaq-100 Upside

Traditional covered call strategies are popular for their income-generating potential but typically offer limited upside. These strategies generally cap their gains from stocks by selling call options with expirations of a month—or even longer. However, when a covered call strategy uses daily call options, the cap on price appreciation resets each day, creating additional opportunities to benefit from market gains. This approach, combined with the collection of call option premiums, provides IQQQ the opportunity to capture long-term total returns consistent with the Nasdaq-100 Index.

### IQQQ Performance Has Closely Tracked the Nasdaq-100 Index



IQQQ Standardized Performance Since Inception - 3/18/24 to 12/31/24  
As of 12/31/24: 15.14% (Market Price) | 15.05% (NAV)

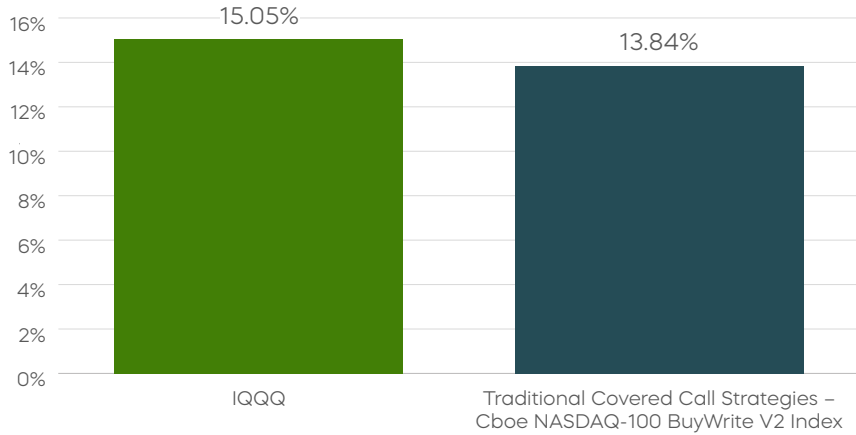
Source: Bloomberg. Data since IQQQ's inception on 03/18/2024 through 12/31/2024. Index information does not reflect any management fees, transaction costs or expenses. Indexes are unmanaged, and one cannot invest directly in an index. *The performance quoted represents past performance and does not guarantee future results. Investment return and principal value of an investment will fluctuate so that an investor's shares, when sold or redeemed, may be worth more or less than the original cost. Shares are bought and sold at market price (not NAV) and are not individually redeemed from the fund. Market price returns are based upon the midpoint of the bid/ask spread at 4:00 p.m. ET (when NAV is normally determined for most funds) and do not represent the returns you would receive if you traded shares at other times. Your brokerage commissions will reduce returns. Current performance may be lower or higher than the performance quoted. For standardized returns and performance data current to the most recent month end, visit ProShares.com.*

3

## Aims to Capture Total Returns Often Missed by Traditional Covered Call Strategies

Traditional covered call strategies on the Nasdaq-100 have historically underperformed that benchmark. By leveraging the innovations and benefits of daily options, IQQQ offers the potential to target Nasdaq-100 returns over time, while also presenting opportunities for outperformance compared to traditional covered call strategies.

### IQQQ Has Outperformed Traditional Covered Call Strategies Since Inception



Source: Bloomberg. Data from IQQQ's inception on 3/18/2024 through 12/31/2024. Index information does not reflect any management fees, transaction costs or expenses. Indexes are unmanaged, and one cannot invest directly in an index. *The performance quoted represents past performance and does not guarantee future results. Investment return and principal value of an investment will fluctuate so that an investor's shares, when sold or redeemed, may be worth more or less than the original cost.*

## Standardized Performance

	1M	3M	6M	YTD	1Y	3 YR	5 YR	10 YR	SINCE INCEPTION	INCEPTION DATE
IQQQ Market Price	-0.10%	4.35%	6.15%	-	-	-	-	-	15.14%	3/18/2024
IQQQ NAV	-0.11%	4.25%	6.24%	-	-	-	-	-	15.05%	3/18/2024
Nasdaq-100 Daily Covered Call Index	-0.03%	4.42%	6.62%	-	-	-	-	-	15.89%	3/11/2024

*The performance quoted represents past performance and does not guarantee future results. Investment return and principal value of an investment will fluctuate so that an investor's shares, when sold or redeemed, may be worth more or less than the original cost. Shares are bought and sold at market price (not NAV) and are not individually redeemed from the fund. Market price returns are based upon the midpoint of the bid/ask spread at 4:00 p.m. ET (when NAV is normally determined for most funds) and do not represent the returns you would receive if you traded shares at other times. Your brokerage commissions will reduce returns. Current performance may be lower or higher than the performance quoted. For standardized returns and performance data current to the most recent month end, visit ProShares.com.*

## About ProShares

ProShares has been at the forefront of the ETF revolution since 2006. ProShares now offers one of the largest lineups of ETFs, with over \$80 billion in assets. The company is a leader in strategies such as crypto-linked, dividend growth, interest rate hedged bond and geared (leveraged and inverse) ETF investing. ProShares continues to innovate with products that provide strategic and tactical opportunities for investors to manage risk and enhance returns.

## Disclosures

IQQQ seeks to replicate a daily covered call strategy by investing in equity securities and derivatives. The fund does not sell (write) call options.

This is not intended to be investment advice.

**Investing involves risk, including the possible loss of principal.** This ProShares ETF is non-diversified and entails certain risks, including risks associated with the use of derivatives (swap agreements, futures contracts and similar instruments), imperfect benchmark correlation, leverage and market price variance, all of which can increase volatility and decrease performance. Please see summary and full prospectuses for a more complete description of risks on ProShares.com.

**There is no guarantee any ProShares ETF will achieve its investment objective.** The performance of the fund may not correspond to the performance of the Nasdaq-100 Index, the fund may not be successful in generating income for investors, and the fund may not capture returns that traditional covered call strategies may sacrifice.

The Nasdaq-100<sup>®</sup> Daily Covered Call Index replicates the performance of a covered call investment strategy that combines a long position in the Nasdaq-100 Index with a short position in Nasdaq-100 Index<sup>®</sup> call options. In particular, the index is designed to replicate a daily covered call strategy that sells call options with one day to expiration each day. The fund intends to make distributions each month of an amount that reflects the dividends and call premium income earned by a daily Nasdaq-100 Index covered call strategy (net of expenses). There can be no guarantee that the fund will make such distributions, and the amount of such distributions, if any, may vary significantly from month to month. Some or all of the Fund's distributions may be taxable or non-taxable. For 19a-1 notices, distributions are characterized as income or return of capital or some combination, but this characterization does not impact whether the distribution is taxable.

**Carefully consider the investment objectives, risks, charges and expenses of ProShares before investing. This and other information can be found in their summary and full prospectuses at Proshares.com. Read them carefully before investing.**

Nasdaq<sup>®</sup>, Nasdaq-100 Index<sup>®</sup>, Nasdaq-100<sup>®</sup>, NDX<sup>®</sup>, Nasdaq-100 Daily Covered Call<sup>™</sup> Index, NDXDCC<sup>™</sup>, Nasdaq-100 Daily Covered Call Option<sup>™</sup> Index, NDXDCCOV<sup>™</sup>, Nasdaq-100 Daily Covered Call Income<sup>™</sup> Index, NDXDCCI<sup>™</sup>, are registered trademarks of Nasdaq, Inc. (which with its affiliates and third party licensors is referred to as the "Corporations") and are licensed for use by ProShare Advisors LLC. The Product(s) have not been passed on by the Corporations as to their legality or suitability. The Product(s) are not issued, endorsed, sold, or promoted by the Corporations. **THE CORPORATIONS MAKE NO WARRANTIES AND BEAR NO LIABILITY WITH RESPECT TO THE PRODUCT(S).**

ProShares are distributed by SEI Investments Distribution Co., which is not affiliated with the funds' advisor or sponsor.

2025 PSA BR-2025 - 7541349.1