



SEEK HIGH INCOME

---

# Seek High Income Potential With Small-Cap Upside

Investors have flocked to covered call strategies over the past few years to create portfolios capable of generating attractive income while maintaining the potential to earn equity market returns. Traditional covered call strategies, however, have largely missed this mark and left investors disappointed. Now, a new covered call innovation that uses daily options offers a potentially more effective solution in the small-cap space.

Traditional covered call strategies—those using monthly call options—typically require investors to accept a costly trade-off between high income potential and the strategy’s long-term total returns. For small caps, that trade-off can be particularly costly.

A recent innovation—daily options—offers a solution designed to help investors participate more in upward price movements and capture potential returns that monthly small-cap strategies can miss.

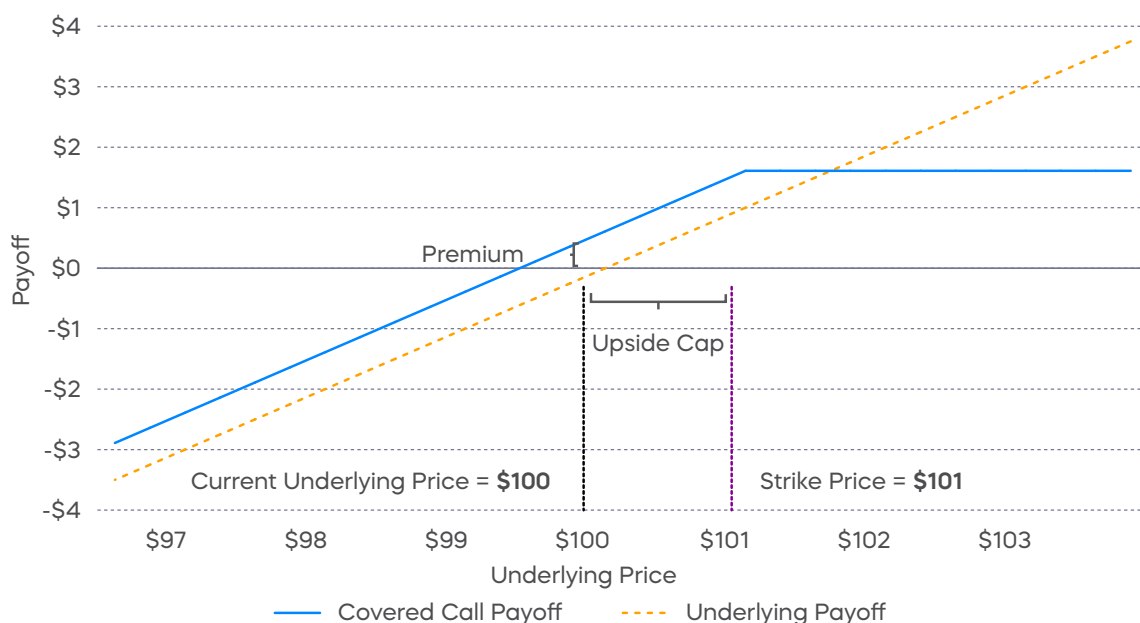
Versus traditional strategies, a small cap covered call strategy that uses daily options provides investors the opportunity to seek high income, target equity market performance over the long term, and capture returns traditional strategies may sacrifice.

## The Covered Call Conundrum— Especially Costly for Small Caps?

Small-cap stocks would seem an attractive arena to deploy a covered call strategy for precisely the same reasons you would include small caps in any asset allocation—growth potential and diversification benefits. But it only really makes sense if that small cap covered call strategy can produce not only income, but also the return potential of which small caps are capable.

In a classic covered call strategy, an investor accepts a ceiling or cap on the appreciation of an investment—for example, a stock market index—in return for income from the sale of a call option. If the index rises above the strike price of the call option, the option is “in the money,” meaning the seller of the call option owes a payment, or “payout,” to the buyer equal to the difference between the price of the index and the option’s strike price. The option payout is “covered” by the gains on the stock index, so the covered call strategy does not lose money if the price of the index rises above the option’s strike price; the strategy simply places a cap on performance. This creates an inherent trade-off: The investor receives income from selling calls but sacrifices total return potential by capping the upside.

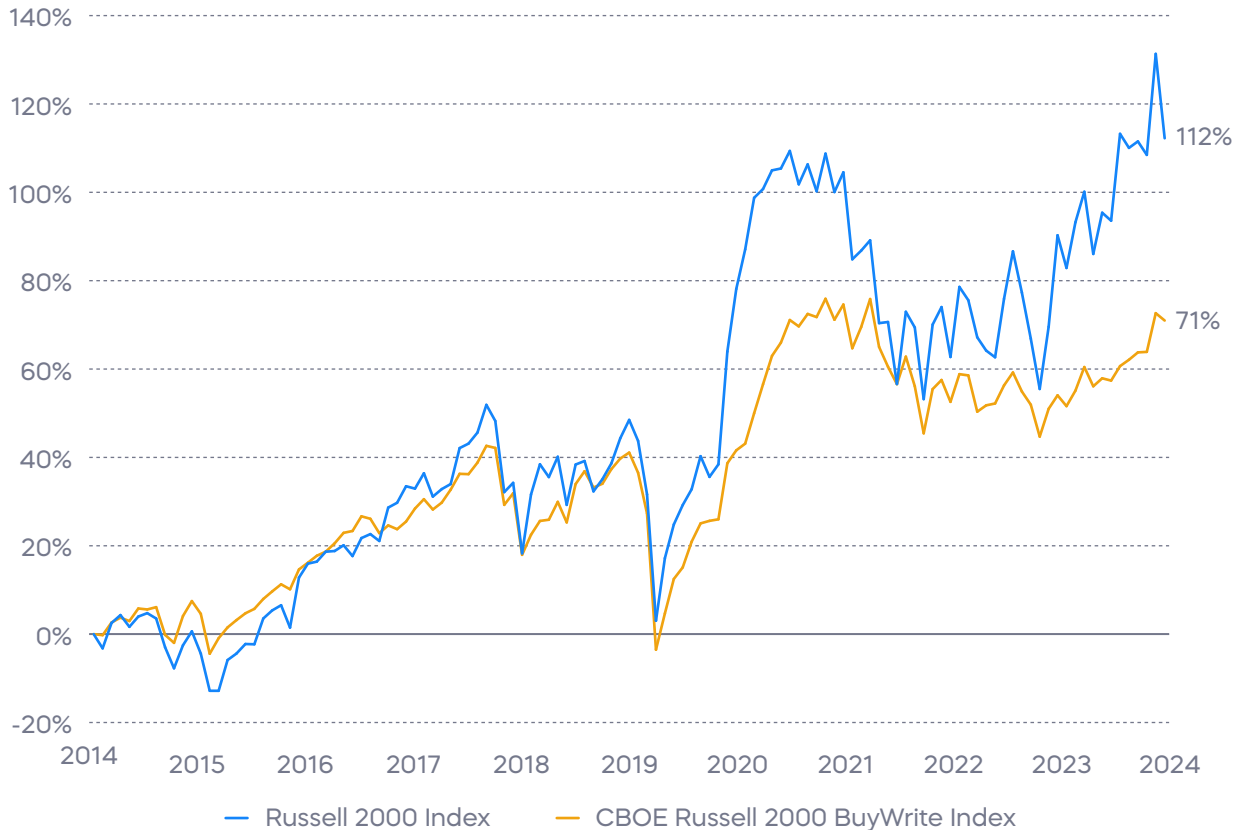
### Covered Calls Place a Cap on Upside Payoffs



Source: ProShares. Chart is for illustrative purposes only.

In the case of small-cap stocks, the income/return tradeoff in a traditional monthly covered call strategy can be particularly costly. Let's compare the performance of the Russell 2000 Index and the CBOE Russell 2000 BuyWrite Index over the past ten years. As you can see below, the total returns of the covered call strategy, represented by the BuyWrite index, were not even two-thirds those of the Russell 2000. A costly trade-off indeed.

### Russell 2000 Monthly Covered Call Strategies Have Underperformed by Over 60%

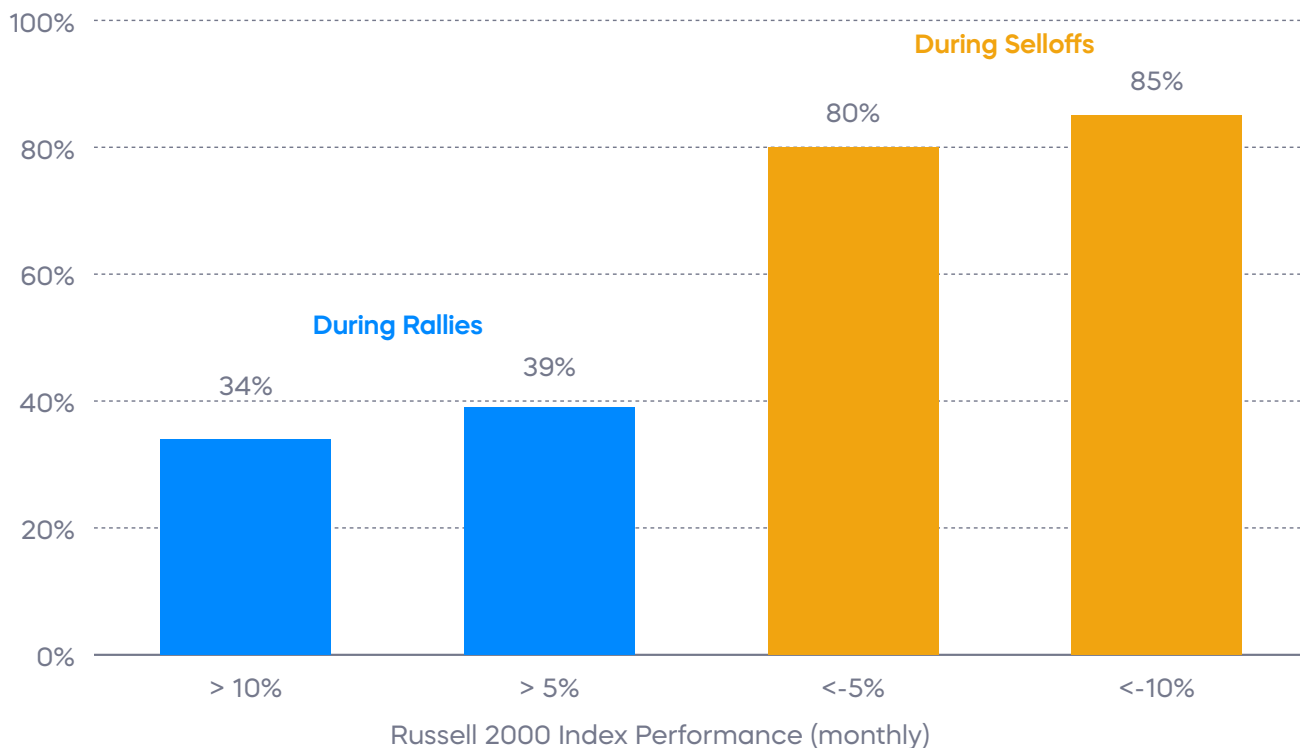


Source: Bloomberg. Data from 12/31/14–12/31/24. Index returns are for illustrative purposes only and do not represent actual fund performance. Index returns do not reflect any management fees, transaction costs or expenses. Indexes are unmanaged and one cannot invest directly in an index. Past performance does not guarantee future results.

If we dig deeper, the story for traditional monthly small cap covered call strategies seems even more challenging. Looking back at the covered call payoff diagram that we showed earlier, we see that the greater the positive returns of the underlying stocks, the greater the potential upside sacrifice. The greater the loss, on the other hand, the greater the potential downside. Because small-cap stocks tend to be more volatile, a traditional monthly strategy may capture less of the good and more of the bad.

Reviewing historical participation during small-cap rallies and selloffs, the chart below demonstrates that in months when the Russell 2000 rose more than 10%, the BuyWrite index participated in only a little over one-third of the gains. But when the Russell 2000 lost more than 10%, the BuyWrite index captured 85% of that downside. Considering the general volatility of small caps, it seems clear that traditional covered call strategies face challenges in the small-cap space.

### Participation of Monthly Small Cap Covered Call Strategies in Rallies and Selloffs



Source: Bloomberg. Comparison of the upside and downside capture of the Russell 2000 Index vs. the CBOE Russell 2000 BuyWrite Index from 6/18/04–12/31/24. Index returns are for illustrative purposes only and do not reflect any management fees, transaction costs, or expenses. Indexes are unmanaged and one cannot invest directly in an index. Past performance does not guarantee future results. "Upside capture" measures the performance of a fund or index relative to a benchmark when that benchmark has risen. "Downside capture" measures relative performance during periods when the benchmark has declined.

## Cracking the Conundrum for Small Caps: Daily Options May Improve the Income/Return Tradeoff

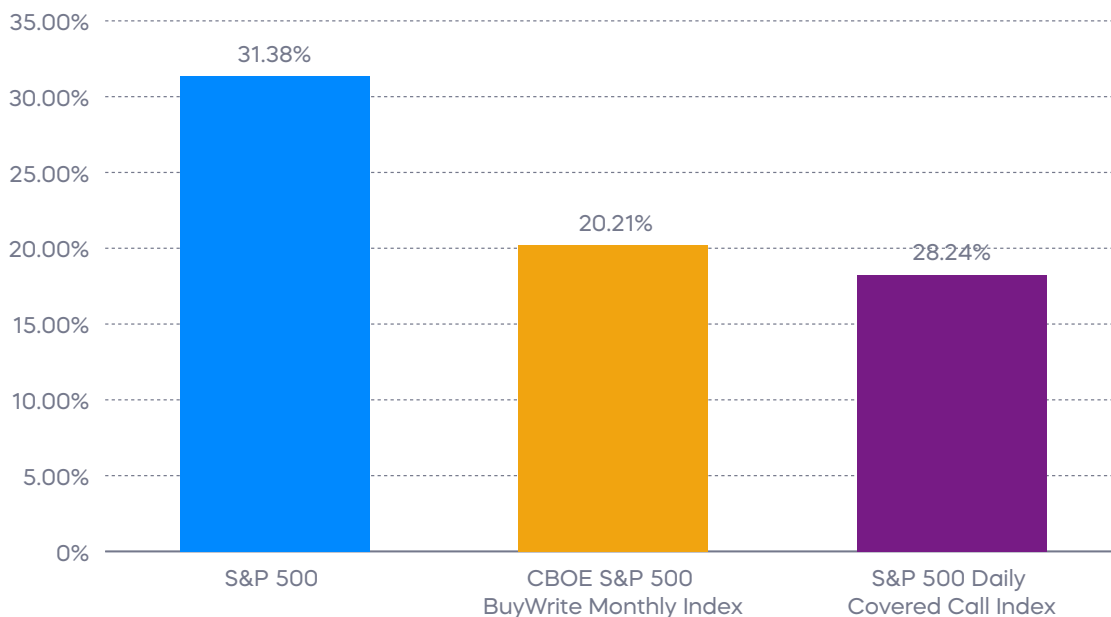
By selling daily options, a move that resets the cap each day, A covered call strategy that uses daily options seeks to overcome the tradeoff between high income and potential long-term market returns. Using daily call options enables the strategy to participate in potential market gains, up to the strike price, each day that it occurs. Additionally, selling call options each day helps to maintain a desirable balance between premiums and payouts.

If we apply a covered call approach that uses daily options to small caps, the strategy has the potential to appeal to investors and behave in much the same way small caps always have—by providing returns and diversification benefits—but with the added potential income of a covered call strategy.

### A Look at Large Cap Covered Call Performance Powered by Daily Options

Covered call strategies that utilize daily options are a recent innovation. As we consider the potential for a Russell 2000-based, small cap covered call strategy that uses daily options, it might be helpful to consider the covered call strategy using daily options with the longest performance history. The large cap S&P 500 Daily Covered Call Index recently celebrated its first birthday, and has so far demonstrated its potential to capture returns more effectively than its traditional monthly call option strategy counterpart.

#### S&P 500 Covered Call Strategy Powered by Daily Options Has Shown Promise Since Inception



Source: Bloomberg. Data from 10/5/23–12/31/24. Index returns are for illustrative purposes only and do not reflect any management fees, transaction costs, or expenses. Indexes are unmanaged and one cannot invest directly in an index. Past performance does not guarantee future results. ISPY's total returns: Year to date through 12/31/24 – NAV 21.49%, Market Price 21.35%; Since Inception on 12/18/2023 – NAV 21.66%, Market Price 21.71%. ISPY gains exposure to the sale of daily call options using swap agreements and does not trade options. The fund has very limited performance history, which should not be taken as an indication of future performance.

The performance quoted represents past performance and does not guarantee future results. Investment return and principal value of an investment will fluctuate so that an investor's shares, when sold or redeemed, may be worth more or less than the original cost. Shares are bought and sold at market price (not NAV) and are not individually redeemed from the fund. Market price returns are based upon the midpoint of the bid/ask spread at 4:00 p.m. ET (when NAV is normally determined for most funds). Your brokerage commissions will reduce returns. Current performance may be lower or higher than the performance quoted. For standardized returns and performance data current to the most recent month end, visit ProShares.com.

## ProShares High Income ETFs

### ISPY

#### S&P 500 High Income ETF

ProShares S&P 500 High Income ETF seeks investment results, before fees and expenses, that track the performance of the S&P 500 Daily Covered Call Index.

### IQQQ

#### Nasdaq-100 High Income ETF

ProShares Nasdaq-100 High Income ETF seeks investment results, before fees and expenses, that track the performance of the Nasdaq-100 Daily Covered Call Index.

### ITWO

#### Russell 2000 High Income ETF

ProShares Russell 2000 High Income ETF seeks investment results, before fees and expenses, that track the performance of the Cboe Russell 2000 Daily Covered Call Index.

## Interested in learning more?

Visit [ProShares.com](https://proshares.com) to learn more about ProShares High Income ETFs. Additionally, financial professionals can contact ProShares at **866-776-5125** or email [info@proshares.com](mailto:info@proshares.com) for additional information about ProShares' investment products.

## About ProShares

ProShares now offers one of the largest lineups of ETFs, with over \$75 billion in assets. The company is a leader in strategies such as crypto-linked, dividend growth, interest rate hedged bond and geared (leveraged and inverse) ETF investing. ProShares continues to innovate with products that provide strategic and tactical opportunities for investors to manage risk and enhance returns.

# Important information

ITWO, ISPY and IQQQ seek to replicate daily covered call strategies by investing in equity securities and derivatives. The funds do not sell (write) call options.

**Index information does not reflect any management fees, transaction costs or expenses. Indexes are unmanaged, and one cannot invest directly in an index.**

**Investing involves risk, including the possible loss of principal.** These ProShares ETFs are non-diversified and entail certain risks, including risks associated with the use of derivatives (swap agreements, futures contracts and similar instruments), investments in smaller companies, imperfect benchmark correlation, and market price variance, all of which can increase volatility and decrease performance. Please see summary and full prospectuses for a more complete description of risks.

**There is no guarantee any ProShares ETF will achieve its investment objective.** The performance of the funds may not correspond to the performance of the Russell 2000 Index or the S&P 500, the funds may not be successful in generating income for investors, and the funds may not capture returns that traditional covered call strategies may sacrifice.

The Cboe Russell 2000 Daily Covered Call Index replicates the performance of a covered call investment strategy that combines a long position in the Russell 2000 Index with a short position in Russell 2000 Index call options. In particular, the index is designed to replicate a daily covered call strategy that sells call options with one day to expiration each day. The Fund intends to make distributions each month of an amount that reflects the dividends and call premium income earned by a daily Russell 2000 Index covered call strategy (net of expenses).

The S&P 500 Daily Covered Call Index replicates the performance of a covered call investment strategy that combines a long position in the S&P 500 with a short position in S&P 500 call options. In particular, the index is designed to replicate a daily covered call strategy that sells call options with one day to expiration each day. The Fund intends to make distributions each month of an amount that reflects the dividends and call premium income earned by a daily S&P 500 Index covered call strategy (net of expenses).

There can be no guarantee that the funds will make such distributions, and the amount of such distributions, if any, may vary significantly from month to month. Some or all of the Fund's distributions may be taxable or non-taxable. For 19a-1 notices, distributions are characterized as income or return of capital or some combination, but this characterization does not impact whether the distribution is taxable.

Shares of any ETF are generally bought and sold at market price (not NAV) and are not individually redeemed from the fund. Your brokerage commissions will reduce returns.

**Carefully consider the investment objectives, risks, charges and expenses of ProShares before investing. This and other information can be found in their summary and full prospectuses. Read them carefully before investing. Obtain them from your financial professional or visit ProShares.com.**

London Stock Exchange Group plc and its group undertakings (collectively, the "LSE Group"). ©LSE Group 2024. FTSE Russell is a trading name of certain of the LSE Group companies. The "Cboe Russell 2000 Daily Covered Call Index", and "Russell®" are trademarks of the relevant LSE Group companies and are used by any other LSE Group company under license. All rights in the FTSE Russell indexes or data vest in the relevant LSE Group company which owns the index or the data. Neither LSE Group nor its licensors accept any liability for any errors or omissions in the indexes or data and no party may rely on any indexes or data contained in this communication. No further distribution of data from the LSE Group is permitted without the relevant LSE Group company's express written consent. The LSE Group does not promote, sponsor or endorse the content of this communication. **THE CORPORATIONS MAKE NO WARRANTIES AND BEAR NO LIABILITY WITH RESPECT TO THE PRODUCT(S).**

## Important information (cont'd)

The S&P 500 Daily Covered Call Index is a product of S&P Dow Jones Indices LLC and its affiliates and has been licensed for use by ProShares. “S&P®” is a registered trademark of Standard & Poor’s Financial Services LLC (“S&P”) and “Dow Jones®” is a registered trademark of Dow Jones Trademark Holdings LLC (“Dow Jones”) and have been licensed for use by S&P Dow Jones Indices LLC and its affiliates. ProShares have not been passed on by S&P Dow Jones Indices LLC and its affiliates as to their legality or suitability. ProShares based on the S&P 500 Daily Covered Call Index are not sponsored, endorsed, sold or promoted by S&P Dow Jones Indices LLC, Dow Jones, S&P or their respective affiliates, and they make no representation regarding the advisability of investing in ProShares. **THESE ENTITIES AND THEIR AFFILIATES MAKE NO WARRANTIES AND BEAR NO LIABILITY WITH RESPECT TO PROSHARES.**

ProShares ETFs (ProShares Trust and ProShares Trust II) are distributed by SEI Investments Distribution Co., which is not affiliated with the funds’ advisor or sponsor.